



QUARTERLY REPORT OF REVENUE AND OTHER RECEIPTS
As at the Quarter Ending June 30, 2019


FARE-5

Department: State Universities and Colleges (SUCs)
Agency: Southern Luzon State University
Operating Unit: < not applicable >
Organization Code: 03 041 000000
Fund Cluster: 05 - Internally Generated Funds

Classifications of Revenue and Other Receipts	UACS CODE	REVENUE TARGET (Monthly) per DEEF	Actual Revenue and Other Receipts Collections					Cumulative (Remittance/Deposits to Date)			Variance		Remarks
			1st Quarter Ending March 31	2nd Quarter Ending June 30	3rd Quarter Ending Sept. 30	4th Quarter Ending Dec. 31	Total	Remittance to ST	Deposited with AOOB	TOTAL	Amount	%	
1	2	3	4	5	6	7	8=(4)+(5)+(6)+(7)	9	10	11=(9)+(10)	12=(8)-11	13=(12)/8	14
Internally Generated Funds		0.00	62,059,045.00	21,799,259.56	0.00	0.00	83,858,304.56	0.00	0.00	0.00	83,858,304.56	0%	
Revenue Collections		0.00	62,059,045.00	21,799,259.56	0.00	0.00	83,858,304.56	0.00	0.00	0.00	83,858,304.56	0%	
Cash Revenue		0.00	62,059,045.00	21,799,259.56	0.00	0.00	83,858,304.56	0.00	0.00	0.00	83,858,304.56	0%	
Non-Tax		0.00	62,059,045.00	21,799,259.56	0.00	0.00	83,858,304.56	0.00	0.00	0.00	83,858,304.56	0%	
Tuition Fees		0.00	62,059,045.00	21,799,259.56	0.00	0.00	83,858,304.56	0.00	0.00	0.00	83,858,304.56	0%	
Admission Fees	4020201001	0.00	37,931,077.00	286,039.00	0.00	0.00	38,217,116.00	0.00	0.00	0.00	38,217,116.00	0%	
Rent/Lease Income	4020202000	0.00	163,222.44	1,236,487.81	0.00	0.00	1,399,710.25	0.00	0.00	0.00	1,399,710.25	0%	
Fines and Penalties - Business Income	4020205000	0.00	947,539.68	1,302,218.74	0.00	0.00	2,250,758.42	0.00	0.00	0.00	2,250,758.42	0%	
Other Business Income	4020209000	0.00	0.00	0.00	0.00	0.00	0.00	0.00	0.00	0.00	0.00	0%	
Assistance from Local Government Units	4030103000	0.00	1,077,228.24	2,508,069.45	0.00	0.00	3,585,297.69	0.00	0.00	0.00	3,585,297.69	0%	
Income from Other Sources	4030201003	0.00	1,274,138.00	1,750,900.00	0.00	0.00	3,025,038.00	0.00	0.00	0.00	3,025,038.00	0%	
Income Collected from Students	4030201002	0.00	1,703,165.52	4,358,905.23	0.00	0.00	6,062,070.75	0.00	0.00	0.00	6,062,070.75	0%	
Subsidy from other National Government Agencies	4030102000	0.00	12,365,172.00	3,203,181.10	0.00	0.00	15,568,353.10	0.00	0.00	0.00	15,568,353.10	0%	
Others	4020221000	0.00	4,968,610.20	4,313,619.60	0.00	0.00	9,282,229.80	0.00	0.00	0.00	9,282,229.80	0%	
TOTAL		0.00	62,059,045.00	21,799,259.56	0.00	0.00	83,858,304.56	0.00	0.00	0.00	83,858,304.56	0%	

Certified Correct:

VILLAVERDE ERWIN DEAPERA
Accountant
Date: 2019-07-30 13:57:50.0

Recommendation Approval:

ABEJO MARIA CORAZON BUAN
Director, FIAO
Date: 2019-07-30 14:38:

Approved By:

ESPERAL MARISA CABADO
SUC President
Date: 2019-07-30 15:02: