

SUMMARY OF APPROPRIATIONS, ALLOTMENTS, OBLIGATIONS AND BALANCES BY OBJECT OF EXPENDITURES
As of the Quarter Ending December 31, 2017

Department: State Universities and Colleges (SUCs)
Agency: Southern Luzon State University
Operating Unit: N/A
Organization Code (UACS): 08041000000
Fund Cluster: 01 - Regular Agency Fund


Authorization: 01 - Current Year Appropriations
Report Status: SUBMITTED

Table with columns: Particulars, UACS CODE, Appropriation, Allotments, Current Year Obligations, Current Year Disbursements, Balances. Includes rows for Agency Specific Budget, Personnel Services, Salaries and Wages, and various allowances.


Particulars	UACS CODE	Appropriation					Allotments				Current Year Obligations				Current Year Disbursements				Balances				
		Authorized Appropriation	Adjustments (To)/From Reversion	Adjusted Appropriation	Allotments Received	Adjustments (Withdrawal, Reassignment)	Transfer To	Transfer From	Adjusted Total Allotments	1st Quarter	2nd Quarter	3rd Quarter	4th Quarter	Total	1st Quarter	2nd Quarter	3rd Quarter	4th Quarter	Total	Unreleased Appropriations	Unobligated Allotment	Unpaid Obligations (18-21) = (23-24)	
										Ending March 31	Ending June 30	Ending Sept. 30	Ending Dec. 31	(18-19)+(20-21)	Ending March 31	Ending June 30	Ending Sept. 30	Ending Dec. 31	(18-19)+(20-21)			(21-18-19)	Not Yet Due and Demandable
Office Supplies Expenses	592031000	7,444,000.00	(2,871,000.00)	4,474,000.00	7,444,000.00			4,474,000.00	318,021.00	532,452.56	2,249,123.18	1,201,221.81	4,251,019.45	318,021.00	512,482.56	510,668.45	464,015.82	1,807,088.73	112,170.65			1,584,850.73	
Office Supplies Expenses	592031002	7,444,000.00	(2,871,000.00)	4,474,000.00	7,444,000.00			4,474,000.00	318,021.00	532,452.56	2,249,123.18	1,201,221.81	4,251,019.45	318,021.00	512,482.56	510,668.45	464,015.82	1,807,088.73	112,170.65			1,584,850.73	
Accountable Funds Expenses	602030200	280,000.00		280,000.00	280,000.00			280,000.00	23,803.00	5,000.00			102,688.00	131,501.00	23,693.00	5,000.00		283,693.00				168,495.00	
Accountable Funds Expenses	592030200	280,000.00		280,000.00	280,000.00			280,000.00	23,803.00	5,000.00			102,688.00	131,501.00	23,693.00	5,000.00		283,693.00				168,495.00	
Medical, Dental and Laboratory Supplies Expenses	592030600	28,000.00		28,000.00	28,000.00			28,000.00		676.00			3,425.00	4,101.00	678.00		3,425.00	4,101.00				21,095.00	
Medical, Dental and Laboratory Supplies Expenses	592030600	28,000.00		28,000.00	28,000.00			28,000.00		676.00			3,425.00	4,101.00	678.00		3,425.00	4,101.00				21,095.00	
Fuel, Oil and Lubricants Expenses	592030900	374,000.00	(20,000.00)	354,000.00	374,000.00			354,000.00	156,504.00	184,522.58			2,512.46	354,000.00	156,504.00	214,922.58	228,060.94	(245,648.48)	354,000.00			354,000.00	
Fuel, Oil and Lubricants Expenses	592030900	374,000.00	(20,000.00)	354,000.00	374,000.00			354,000.00	156,504.00	184,522.58			2,512.46	354,000.00	156,504.00	214,922.58	228,060.94	(245,648.48)	354,000.00			354,000.00	
Agricultural and Marine Supplies Expenses	592031000	2,000.00		2,000.00	2,000.00			2,000.00		2,300.00			2,000.00			9,445.00	25,335.00	34,780.00					(32,780.00)
Agricultural and Marine Supplies Expenses	592031000	2,000.00		2,000.00	2,000.00			2,000.00		2,300.00			2,000.00			9,445.00	25,335.00	34,780.00					(32,780.00)
Textbooks and Instructional Materials Expenses	592031100	3,045,000.00	(1,500,000.00)	1,545,000.00	3,045,000.00			1,545,000.00	42,015.00	491,680.00	33,356.00	858,783.05	1,526,334.05	42,015.00	491,680.00	73,946.00	199,273.00	608,614.00				18,655.95	
Textbooks and Instructional Materials Expenses	592031100	3,045,000.00	(1,500,000.00)	1,545,000.00	3,045,000.00			1,545,000.00	42,015.00	491,680.00	33,356.00	858,783.05	1,526,334.05	42,015.00	491,680.00	73,946.00	199,273.00	608,614.00				18,655.95	
Other Supplies and Materials Expenses	592039900	4,651,000.00	(1,025,000.00)	3,626,000.00	4,651,000.00			3,626,000.00	1,016,790.00	1,814,388.79	794,820.28		3,626,000.00	1,016,790.00	1,814,388.79	1,476,133.40	(881,313.12)	3,626,000.00				3,626,000.00	
Other Supplies and Materials Expenses	592039900	4,651,000.00	(1,025,000.00)	3,626,000.00	4,651,000.00			3,626,000.00	1,016,790.00	1,814,388.79	794,820.28		3,626,000.00	1,016,790.00	1,814,388.79	1,476,133.40	(881,313.12)	3,626,000.00				3,626,000.00	
Utility Expenses	592040000	6,270,000.00	(188,700.00)	6,081,300.00	6,270,000.00			6,081,300.00	1,154,841.45	1,591,891.60	1,437,313.23	1,655,603.40	5,850,439.68	1,154,841.45	1,591,891.60	1,292,024.40	2,076,245.67	5,801,353.41				230,860.02	
Water Expenses	592040100	277,000.00		277,000.00	277,000.00			277,000.00	44,305.30	55,628.10	26,847.00	90,850.38	236,430.78	44,305.30	55,628.10	33,678.00	60,548.60	184,057.60				40,691.22	
Water Expenses	592040100	277,000.00		277,000.00	277,000.00			277,000.00	44,305.30	55,628.10	26,847.00	90,850.38	236,430.78	44,305.30	55,628.10	33,678.00	60,548.60	184,057.60				40,691.22	
Electricity Expenses	592040200	5,993,000.00	(188,700.00)	5,804,300.00	5,993,000.00			5,804,300.00	1,120,636.15	1,536,263.50	1,380,386.23	1,558,915.02	5,614,001.28	1,120,636.15	1,211,613.79	1,259,246.40	2,025,697.17	5,617,206.51				190,288.60	
Electricity Expenses	592040200	5,993,000.00	(188,700.00)	5,804,300.00	5,993,000.00			5,804,300.00	1,120,636.15	1,536,263.50	1,380,386.23	1,558,915.02	5,614,001.28	1,120,636.15	1,211,613.79	1,259,246.40	2,025,697.17	5,617,206.51				190,288.60	
Communication Expenses	592050000	1,745,000.00	(140,700.00)	1,404,300.00	1,745,000.00			1,404,300.00	1,187,161.83	180,785.05	44,532.87	7,376.80	1,380,350.95	1,046,770.18	291,638.42	307,768.32	240,238.72	1,804,441.62				14,844.05	
Postage and Courier Services	592050100	10,000.00		10,000.00	10,000.00			10,000.00	4,273.00	109.00	4,057.00	10,000.00	1,570.00	4,273.00	3,382.00	1,267.00	10,482.00					482.00	
Postage and Courier Services	592050100	10,000.00		10,000.00	10,000.00			10,000.00	4,273.00	109.00	4,057.00	10,000.00	1,570.00	4,273.00	3,382.00	1,267.00	10,482.00					482.00	
Telephone Expenses	592050200	448,000.00	(140,700.00)	307,300.00	448,000.00			307,300.00	107,497.05	107,497.05	40,155.87	3,318.80	258,746.05	62,893.60	122,377.88	84,147.40	243,029.72	623,048.70				40,663.03	
Telephone Expenses	592050200	448,000.00	(140,700.00)	307,300.00	448,000.00			307,300.00	107,497.05	107,497.05	40,155.87	3,318.80	258,746.05	62,893.60	122,377.88	84,147.40	243,029.72	623,048.70				40,663.03	
Mobile	592050201	119,000.00		119,000.00	119,000.00			119,000.00	57,102.80	43,073.84	17,324.16		119,000.00	42,211.87	58,853.87	17,824.16	119,000.00						
Mobile	592050201	119,000.00		119,000.00	119,000.00			119,000.00	57,102.80	43,073.84	17,324.16		119,000.00	42,211.87	58,853.87	17,824.16	119,000.00						
Internet Subscriptions Expenses	592050300	327,000.00		327,000.00	327,000.00			327,000.00	50,671.73	63,824.01	22,231.81	3,318.80	138,746.05	60,671.73	63,824.01	48,222.24	243,679.72	404,048.70				46,553.95	
Internet Subscriptions Expenses	592050300	327,000.00		327,000.00	327,000.00			327,000.00	50,671.73	63,824.01	22,231.81	3,318.80	138,746.05	60,671.73	63,824.01	48,222.24	243,679.72	404,048.70				46,553.95	
Cable, Satellite, Telegraph and Radio Expenses	592050400	18,000.00		18,000.00	18,000.00			18,000.00	4,817.00	3,687.00	4,277.00		12,761.00	4,422.00	4,082.00	4,277.00	4,352.00	17,113.00				3,239.00	
Cable, Satellite, Telegraph and Radio Expenses	592050400	18,000.00		18,000.00	18,000.00			18,000.00	4,817.00	3,687.00	4,277.00		12,761.00	4,422.00	4,082.00	4,277.00	4,352.00	17,113.00				3,239.00	
Survey, Research, Exploration and Development Expenses	592070000	1,400,000.00		1,400,000.00	1,400,000.00			1,400,000.00	86,377.50	127,730.00	54,332.55	603,181.18	1,051,661.33	12,104.00	182,003.50	2,889.00	889,780.80	888,536.26				348,338.67	
Survey, Research, Exploration and Development Expenses	592070000	1,400,000.00		1,400,000.00	1,400,000.00			1,400,000.00	86,377.50	127,730.00	54,332.55	603,181.18	1,051,661.33	12,104.00	182,003.50	2,889.00	889,780.80	888,536.26				348,338.67	
Research, Exploration and Development Expenses	592070200	1,400,000.00		1,400,000.00	1,400,000.00			1,400,000.00	86,377.50	127,730.00	54,332.55	603,181.18	1,051,661.33	12,104.00	182,003.50	2,889.00	889,780.80	888,536.26				348,338.67	
Research, Exploration and Development Expenses	592070200	1,400,000.00		1,400,000.00	1,400,000.00			1,400,000.00	86,377.50	127,730.00	54,332.55	603,181.18	1,051,661.33	12,104.00	182,003.50	2,889.00	889,780.80	888,536.26				348,338.67	
Confidential Intelligence and Extraordinary Expenses	602100000	174,000.00		174,000.00	174,000.00			174,000.00					174,000.00	174,000.00			52,348.40	62,348.40					121,651.60
Confidential Intelligence and Extraordinary Expenses	602100000	174,000.00		174,000.00	174,000.00			174,000.00					174,000.00	174,000.00			52,348.40	62,348.40					121,651.60
Extraordinary and Miscellaneous Expenses	602100300	174,000.00		174,000.00	174,000.00			174,000.00					174,000.00	174,000.00			52,348.40	62,348.40					121,651.60
Extraordinary and Miscellaneous Expenses	602100300	174,000.00		174,000.00	174,000.00			174,000.00					174,000.00	174,000.00			52,348.40	62,348.40					121,651.60
Professional Services	592110000	8,953,000.00		8,953,000.00	8,953,000.00			8,953,000.00	2,036,165.30	1,880,622.63	3,070,314.66	1,943,310.87	8,921,112.46	2,036,165.30	1,880,622.63	2,854,339.38	2,854,339.38	6,469,497.29				31,887.64	
Professional Services	592110000	8,953,000.00		8,953,000.00	8,953,000.00			8,953,000.00	2,036,165.30	1,880,622.63	3,070,314.66	1,943,310.87	8,921,112.46	2,036,165.30	1,880,622.63	2,854,339.38							

Particulars	UACB CODE	Appropriation			Allocations		Current Year Obligations							Current Year Disbursements				Balances								
		Authorized Appropriation	Adjustments (Transfer To/From, Realignment)	Adjusted Appropriations	Allocations Received	Adjustments (Withdrawal, Realignment)	Transfer To	Transfer From	Adjusted Total Allocations	1st Quarter Ending March 31	2nd Quarter Ending June 30	3rd Quarter Ending Sept. 30	4th Quarter Ending Dec. 31	Total	1st Quarter Ending March 31	2nd Quarter Ending June 30	3rd Quarter Ending Sept. 30	4th Quarter Ending Dec. 31	Total	Unreleased Appropriations	Unobligated Allotment	Unpaid Obligations (15-20) = (23+24)	Not Yet Due and Demandable			
Labor and Wages	5021501000	90,000.00		90,000.00	90,000.00			90,000.00					90,000.00	90,000.00												
Other Maintenance and Operating Expenses	5022900000	5,312,000.00	538,000.00	5,850,000.00	5,850,000.00	538,000.00		5,850,000.00	1,172,333.87	629,005.23	1,172,333.87	1,093,135.73	6,082,666.63	2,295,490.70	666,505.33	1,324,121.10	370,431.06	4,356,020.19	64,103.37	1,727,263.44	1,727,263.44					
Advertising Expenses	5029901000	144,000.00		144,000.00	144,000.00			144,000.00	19,191.20	106,701.58	106,701.58	3,313.00	132,205.78	19,121.20		11,591.20	70.00	30,782.40	11,794.22	101,423.38	101,423.38					
Printing and Publication Expenses	5029902000	1,540,000.00		1,540,000.00	1,540,000.00			1,540,000.00	600,331.75	158,495.13	387,555.17	339,149.13	1,400,631.18	537,227.25	128,509.63	278,609.01	207,739.06	1,248,174.95	49,458.62	242,358.23	242,358.23					
Representation Expenses	5029903000	823,000.00		823,000.00	823,000.00			823,000.00	308,601.38	284,904.70	31,493.02		623,000.00	269,479.36	322,026.70	101,320.89		692,826.97		692,826.97						
Transportation and Delivery Expenses	5029904000	25,000.00	(25,000.00)																							
Membership Dues and Contributions to Organizations	5029906000	334,000.00		334,000.00	334,000.00			334,000.00	100,000.00	161,886.00	71,125.00	(800.20)	332,210.60	80,000.00	181,886.00	14,000.00		275,866.00	1,789.20	56,324.80	56,324.80					
Subscription Expenses	5029907000	55,000.00		55,000.00	55,000.00			55,000.00	12,078.00	31,264.00	11,458.00		55,000.00	17,835.00	25,657.00	10,537.00	18,632.00	81,701.00		81,701.00						
Other Maintenance and Operating Expenses	5029999000	2,733,000.00	561,000.00	3,294,000.00	2,733,000.00	561,000.00		3,294,000.00	1,205,885.80	(124,360.60)	581,000.00	1,651,474.80	3,294,000.00	1,126,245.00		561,000.00		1,686,245.00		1,607,755.00	1,607,755.00					
Capital Outlays	5004000000	59,849,000.00		59,849,000.00	59,849,000.00			59,849,000.00	3,738,365.00	6,494,698.56	29,464,132.40	26,637,083.06	56,502,150.10	3,738,365.00	5,404,898.59	11,647,856.89	11,178,843.38	22,257,663.82	3,346,819.80	24,244,616.28	24,244,616.28					
Property, Plant and Equipment Outlay	5004000000	59,849,000.00		59,849,000.00	59,849,000.00			59,849,000.00	3,738,365.00	6,494,698.56	29,464,132.40	26,637,083.06	56,502,150.10	3,738,365.00	5,404,898.59	11,647,856.89	11,178,843.38	22,257,663.82	3,346,819.80	24,244,616.28	24,244,616.28					
Buildings and Other Structures	5004000000	42,849,000.00		42,849,000.00	42,849,000.00			42,849,000.00	3,738,365.00	3,484,818.56	29,464,132.40	11,878,087.81	42,373,402.65	3,738,365.99	3,494,616.58	11,647,856.89	11,178,843.38	20,387,801.82	575,587.35	12,016,620.30	12,016,620.30					
School Buildings	5004000000	36,849,000.00		36,849,000.00	36,849,000.00			36,849,000.00	3,738,365.00	3,184,965.56	18,233,608.00	10,215,598.22	36,380,638.84	3,738,365.99	3,184,965.56	10,717,331.46	11,178,843.38	20,027,507.30	668,461.16	7,853,031.45	7,853,031.45					
Other Structures	5004000000	2,000,000.00		2,000,000.00	2,000,000.00			2,000,000.00		299,850.00	1,230,524.40	496,825.57	1,899,000.00		289,830.00	1,530,374.43		460,825.57	1,000.00	460,825.57	460,825.57					
Machinery and Equipment Outlay	5004000000	17,000,000.00		17,000,000.00	17,000,000.00			17,000,000.00	1,999,782.00			12,228,166.45	14,228,777.48		1,999,782.00			2,771,222.53		12,228,995.45	12,228,995.45					
Machinery	5004000000	600,000.00		600,000.00	600,000.00			600,000.00				436,975.00	436,975.00					61,025.00		436,975.00	436,975.00					
Information and Communication Technology Equipment	5004000000	5,000,000.00		5,000,000.00	5,000,000.00			5,000,000.00				4,966,328.10	4,966,328.10					13,673.90		4,966,328.10	4,966,328.10					
Sports Equipment	5004000000	600,000.00		600,000.00	600,000.00			600,000.00				493,655.10	493,655.10					36,344.00		493,655.10	493,655.10					
Other Machinery and Equipment	5004000000	11,000,000.00		11,000,000.00	11,000,000.00			11,000,000.00	1,899,782.00			6,340,039.25	6,340,039.25		1,899,782.00			2,660,178.75		6,340,039.25	6,340,039.25					
Retirement and Life Insurance Premiums	5010400000	15,121,000.00	2,276,894.00	17,397,894.00	17,397,894.00			17,397,894.00	3,334,012.67	3,740,661.82	4,466,397.37	4,112,873.68	16,854,735.24	3,334,012.67	3,983,162.05	5,983,594.88	16,854,735.24	1,742,358.76		1,742,358.76	1,742,358.76					
Personal Services	5010400000	15,121,000.00	2,276,894.00	17,397,894.00	17,397,894.00			17,397,894.00	3,334,012.67	3,740,661.82	4,466,397.37	4,112,873.68	16,854,735.24	3,334,012.67	3,983,162.05	5,983,594.88	16,854,735.24	1,742,358.76		1,742,358.76	1,742,358.76					
Retirement and Life Insurance Premiums	5010400000	15,121,000.00	2,276,894.00	17,397,894.00	17,397,894.00			17,397,894.00	3,334,012.67	3,740,661.82	4,466,397.37	4,112,873.68	16,854,735.24	3,334,012.67	3,983,162.05	5,983,594.88	16,854,735.24	1,742,358.76		1,742,358.76	1,742,358.76					
Miscellaneous Personal Benefits Fund	5010400000	1,174,885.00		1,174,885.00	1,174,885.00			1,174,885.00				1,174,885.00	1,174,885.00							1,174,885.00	1,174,885.00					
Personal Services	5010400000	1,174,885.00		1,174,885.00	1,174,885.00			1,174,885.00				1,174,885.00	1,174,885.00							1,174,885.00	1,174,885.00					
Other Personal Benefits	5010400000	1,174,885.00		1,174,885.00	1,174,885.00			1,174,885.00				1,174,885.00	1,174,885.00							1,174,885.00	1,174,885.00					
Lumpsum for Filing of Positions - Civilian	5010400000	1,174,885.00		1,174,885.00	1,174,885.00			1,174,885.00				1,174,885.00	1,174,885.00							1,174,885.00	1,174,885.00					
Personal and Gratuity Fund	5010400000	2,440,584.00		2,440,584.00	2,440,584.00			2,440,584.00	1,932,195.04	341,171.50	167,193.26		2,440,559.80	1,932,195.04	10,709.33	167,193.26	330,462.16	2,440,559.80	4.10	2,440,559.80	2,440,559.80					
Personal Services	5010400000	2,440,584.00		2,440,584.00	2,440,584.00			2,440,584.00	1,932,195.04	341,171.50	167,193.26		2,440,559.80	1,932,195.04	10,709.33	167,193.26	330,462.16	2,440,559.80	4.10	2,440,559.80	2,440,559.80					
Other Personal Benefits	5010400000	2,440,584.00		2,440,584.00	2,440,584.00			2,440,584.00	1,932,195.04	341,171.50	167,193.26		2,440,559.80	1,932,195.04	10,709.33	167,193.26	330,462.16	2,440,559.80	4.10	2,440,559.80	2,440,559.80					
Terminal Leave Benefits	5010400000	2,440,584.00		2,440,584.00	2,440,584.00			2,440,584.00	1,932,195.04	341,171.50	167,193.26		2,440,559.80	1,932,195.04	10,709.33	167,193.26	330,462.16	2,440,559.80	4.10	2,440,559.80	2,440,559.80					
Terminal Leave Benefits - Civilian	5010400000	2,440,584.00		2,440,584.00	2,440,584.00			2,440,584.00	1,932,195.04	341,171.50	167,193.26		2,440,559.80	1,932,195.04	10,709.33	167,193.26	330,462.16	2,440,559.80	4.10	2,440,559.80	2,440,559.80					
GRAND TOTAL		395,093,000.00	6,081,643.00	401,784,643.00	282,697,543.00			1,832,000.00	1,832,000.00	302,097,649.00	78,684,646.00	73,240,274.00	96,114,548.00	110,441,969.93	367,407,639.36	77,606,688.66	72,222,241.10	68,191,042.58	98,428,893.77	332,708,866.11	19,897,000.00	14,619,903.62	34,888,773.27			

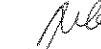
Certified Correct:

  
 Absulio, Marie Cristine  
 Agency Budget Officer  
 Date: 29/Jan/2018

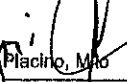
Certified Correct:

  
 Magdanz, Shervlyn  
 Agency Chief Accountant  
 Date:

Recommended By:

  
 Abejo, Maria Corazon  
 Director, FMS  
 Date: 29/Jan/2018

Approved By:

  
 Placido, Mo  
 Head of Agency or Authorized Representative  
 Date: 30/Jan/2018

This report was generated using the Unified Reporting System on 26/09/2019 14:52