

FY 2017 MONTHLY DISBURSEMENT PROGRAM
(In Thousand Pesos)

Department : State Universities and Colleges (SUCs)
 Agency : Southern Luzon State University
 Operating Unit : N/A
 Organization Code (UACS) : 0004000000

Particulars	UACS CODE	Total Programs	Tax Rem Advice (TRA)	Net Program	Full Year Requirement																
					Quarter 1				Quarter 2				Quarter 3				Quarter 4				Full Year
					Jan	Feb	March	Sub Total	April	May	June	Sub Total	July	Aug	Sep	Sub Total	Oct	Nov	Dec	Sub Total	Total
6	7	8	9=6+7+8	10	11	12	13=10+11+12	14	15	16	17=14+15+16	18	19	20	21=18+19+20	22					
Part A		439,896	26,330	413,566	43,634	37,929	18,178	99,741	61,156	28,679	18,178	108,013	52,712	37,920	18,230	108,870	67,551	30,399	22,803	120,763	437,377
I. NOTICE OF CASH ALLOCATION		439,896	26,330	413,566	42,258	35,255	16,803	94,316	59,283	26,464	16,803	102,580	50,113	35,254	18,955	102,222	65,002	26,037	21,428	114,467	413,566
A. FISCAL YEAR'S (FY) BUDGET		370,860	22,878	347,982	18,477	35,255	16,803	70,535	34,199	26,464	16,803	77,466	40,055	35,254	16,855	92,164	58,352	28,037	21,428	107,817	347,982
New General Appropriations		365,739	22,878	332,861	17,217	33,995	15,543	66,755	32,936	25,204	15,543	73,666	38,785	33,994	15,595	88,384	57,092	26,777	30,167	104,036	332,861
COMPREHENSIVE RELEASE		320,642	20,973	299,669	15,543	33,995	15,543	65,081	23,766	25,204	15,543	64,513	38,795	33,994	15,543	88,332	37,843	26,777	17,123	81,743	299,669
Current Year		320,642	20,973	299,669	15,543	33,995	15,543	65,081	23,766	25,204	15,543	64,513	38,795	33,994	15,543	88,332	37,843	26,777	17,123	81,743	299,669
Specific Budgets of National Government Agencies	01101101	320,642	20,973	299,669	15,543	33,995	15,543	65,081	23,766	25,204	15,543	64,513	38,795	33,994	15,543	88,332	37,843	26,777	17,123	81,743	299,669
PS		164,707	13,177	151,530	10,624	10,624	10,624	31,872	12,197	20,285	10,624	43,169	10,624	10,624	10,624	31,872	10,624	21,858	12,198	44,680	151,530
MODE		100,986	5,049	95,937	4,919	23,371	4,919	33,209	4,919	4,919	4,919	14,757	4,919	23,370	4,919	33,208	4,919	4,919	4,925	14,763	96,937
GO		54,949	2,747	52,202					6,650			6,650	23,252			23,252	22,300			22,300	52,202
FOR LATER RELEASE		35,097	1,905	33,192	1,674			1,674	9,173			9,173			52	52	19,249		3,044	22,293	33,192
Current Year		35,097	1,905	33,192	1,674			1,674	9,173			9,173			52	52	19,249		3,044	22,293	33,192
Specific Budgets of National Government Agencies	01101101	35,097	1,905	33,192	1,674			1,674	9,173			9,173			52	52	19,249		3,044	22,293	33,192
PS		23,811	1,905	21,906	1,674			1,674	9,173			9,173			52	52	19,249		3,044	22,293	33,192
MODE		11,286		11,286											52	52	7,983			11,007	21,906
Automatic Appropriations		15,121		15,121	1,260	1,260	1,260	3,780	1,260	1,260	1,260	3,780	1,260	1,260	1,260	3,780	1,260	1,260	1,261	3,781	15,121
COMPREHENSIVE RELEASE		15,121		15,121	1,260	1,260	1,260	3,780	1,260	1,260	1,260	3,780	1,260	1,260	1,260	3,780	1,260	1,260	1,261	3,781	15,121
Current Year		15,121		15,121	1,260	1,260	1,260	3,780	1,260	1,260	1,260	3,780	1,260	1,260	1,260	3,780	1,260	1,260	1,261	3,781	15,121
Retirement and Life Insurance Premiums	01101102	15,121		15,121	1,260	1,260	1,260	3,780	1,260	1,260	1,260	3,780	1,260	1,260	1,260	3,780	1,260	1,260	1,261	3,781	15,121
PS		15,121		15,121	1,260	1,260	1,260	3,780	1,260	1,260	1,260	3,780	1,260	1,260	1,260	3,780	1,260	1,260	1,261	3,781	15,121
TOTAL PROGRAM, FY BUDGET		370,860	22,878	347,982	18,477	35,255	16,803	70,535	34,199	26,464	16,803	77,466	40,055	35,254	16,855	92,164	58,352	28,037	21,428	107,817	347,982
PS		203,639	15,082	188,557	13,568	11,884	11,884	37,326	22,630	21,545	11,884	56,050	11,884	11,884	11,938	35,704	19,847	23,118	16,503	59,468	188,557
MODE		112,272	5,049	107,223	4,919	23,371	4,919	33,209	4,919	4,919	4,919	14,757	4,919	23,370	4,919	33,208	16,205	4,919	4,925	26,049	107,223
GO		54,949	2,747	52,202					6,650			6,650	23,252			23,252	22,300			22,300	52,202


Particulars	UACS CODE	Total Programs	Tax Rem Advice (TRA)	Net Program	Full Year Requirement																	
					Quarter 1				Quarter 2				Quarter 3				Quarter 4				Full Year	
					Jan	Feb	March	Sub Total	April	May	June	Sub Total	July	Aug	Sep	Sub Total	Oct	Nov	Dec	Sub Total	Total	
6	7	8	9=6+7+8	10	11	12	13=9+10+11+12	14	15	16	17=14+15+16	18	19	20	21=18+19+20	22						
B. PRIOR YEAR (PY) OBLIGATION		69,035	3,452	65,583	23,781			23,781	25,094			25,094	10,058			10,058	6,650		6,650	65,583		
New General Appropriations		69,035	3,452	65,583	23,781			23,781	25,094			25,094	10,058			10,058	6,650		6,650	65,583		
COMPREHENSIVE RELEASE		69,035	3,452	65,583	23,781			23,781	25,094			25,094	10,058			10,058	6,650		6,650	65,583		
Prior Year Accounts Payable								23,781	25,094			25,094	10,058			10,058	6,650		6,650	65,583		
Specific Budgets of National Government Agencies	D1101101																					
MOOE																						
CO																						
Not Yet Due and Demandable		69,035	3,452	65,583	23,781			23,781	25,094			25,094	10,058			10,058	6,650		6,650	65,583		
Specific Budgets of National Government Agencies	G1101101	69,035	3,452	65,583	23,781			23,781	25,094			25,094	10,058			10,058	6,650		6,650	65,583		
MOOE		1,925	96	1,829	1,829			1,829														
CO		67,110	3,356	63,754	21,952			21,952	25,094			25,094	10,058			10,058	6,650		6,650	63,754		
TOTAL PROGRAM, PY OBLIGATION		69,035	3,452	65,583	23,781			23,781	25,094			25,094	10,058			10,058	6,650		6,650	65,583		
MOOE		1,925	96	1,829	1,829			1,829														
CO		67,110	3,356	63,754	21,952			21,952	25,094			25,094	10,058			10,058	6,650		6,650	63,754		
TOTAL NCA PROGRAM		439,995	26,330	413,565	42,256	35,255	16,803	94,316	59,295	26,464	18,803	102,560	50,113	35,254	16,855	102,229	65,002	28,037	21,428	114,467	413,565	
PS		208,638	15,082	188,557	13,556	11,894	11,884	37,328	22,630	21,645	11,984	56,059	11,884	11,884	11,938	38,704	18,847	23,118	16,503	59,468	188,557	
MOOE		114,197	5,146	109,052	6,748	23,371	4,919	35,038	4,919	4,919	4,919	14,757	4,919	23,370	4,919	33,208	16,205	4,919	4,925	26,049	109,052	
CO		122,059	5,103	115,956	21,952			21,952	31,744			31,744	33,310			33,310	26,950			26,950	115,956	
IV. TAX REMITTANCE ADVICE			23,812		1,376	2,674	1,375	5,425	1,863	2,215	1,375	5,453	2,599	2,674	1,375	6,648	2,549	2,362	1,375	5,286	23,812	
PS			15,452		1,124	1,124	1,124	3,372	1,261	1,964	1,124	4,348	1,124	1,124	1,124	3,372	1,124	2,111	1,124	4,369	15,452	
MOOE			5,613		252	1,550	251	2,053	252	251	251	754	252	1,550	251	2,053	251	251	251	753	5,613	
CO			2,747						350			350	1,223			1,223	1,174			1,174	2,747	
VI. TOTAL DISBURSEMENT PROGRAM		439,995	26,330	413,565	43,634	37,929	18,178	99,741	61,159	28,079	18,178	109,013	52,712	37,926	16,236	108,870	67,551	30,399	22,803	120,753	437,377	
PS		208,638	15,082	188,557	14,682	13,008	13,008	40,688	23,881	23,509	13,008	60,409	13,008	13,008	13,008	39,076	20,971	25,229	17,827	63,827	204,009	
MOOE		114,197	5,145	108,052	7,000	24,921	5,170	37,091	5,171	5,170	5,170	15,511	5,171	24,920	5,170	35,261	16,459	5,170	5,170	28,802	114,665	
FINEX																						
CO		122,059	6,103	115,956	21,952			21,952	32,094			32,094	34,533			34,533	30,124			30,124	118,703	


Prepared By:


In Coordination With:

Approved By:

12/8/2016


Abigail Marie Christine
Budget Officer
Date: 29/Nov/2016


V. Verde, Eppin
Accountant
Date: 29/Nov/2016


Placido, Mito
Agency Head
Date: 02/Dec/2016